

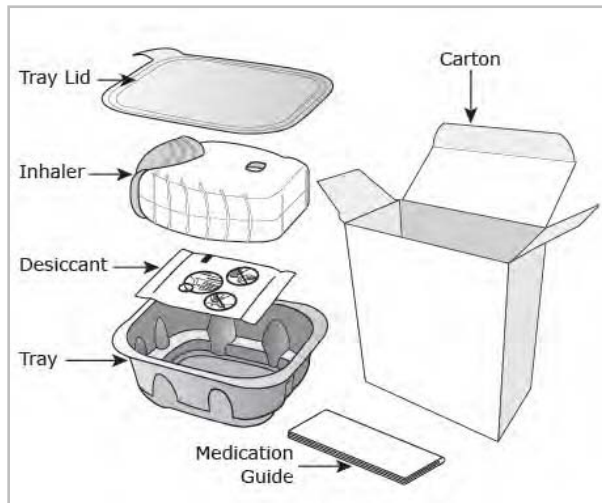
Instructions for use: ELLIPTA inhaler



Read these directions when showing your patients how to use their ELLIPTA inhaler.
Remind your patients before using an ELLIPTA inhaler that contains medicine:

- If they open and close the cover without inhaling the medicine, they will lose the dose.
- The lost dose will be securely held inside the inhaler, but it will no longer be available to be inhaled.
- It is not possible to accidentally take a double dose or an extra dose in 1 inhalation.
- They may not taste or feel the medicine, even when they are using the inhaler correctly.
- They should rinse their mouth after use if their ELLIPTA inhaler contains an inhaled corticosteroid.

Your inhaler:



How to use your inhaler:

Your inhaler comes in a foil tray.

- Peel back the lid to open the tray. **See Figure A.**
 - The tray contains a desiccant to reduce moisture. Do not eat or inhale. Throw it away in the household trash out of reach of children and pets. **See Figure B.**



Figure A



Figure B

Important Notes:

- Your inhaler contains 30 doses (or a smaller number of doses if you have a sample or institutional pack).
- Each time you open the cover of the inhaler fully (you will hear a clicking sound), a dose is ready to be inhaled. This is shown by a decrease in the number on the counter.
- If you open and close the cover without inhaling the medicine, you will lose the dose. The lost dose will be held in the inhaler, but it will no longer be available to be inhaled. It is not possible to accidentally take a double dose or an extra dose in 1 inhalation.
- **Do not** open the cover of the inhaler until you are ready to use it. To avoid wasting doses after the inhaler is ready, **do not** close the cover until after you have inhaled the medicine.
- Write the “Tray opened” and “Discard” dates on the inhaler label. The “Discard” date is 6 weeks from the date you open the tray.

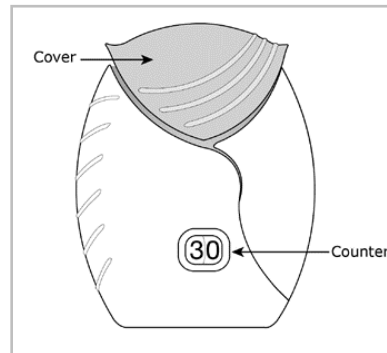


Figure C

Check the counter.

See Figure C.

- Before the inhaler is used for the first time, the counter should show the number 30 (or a smaller number if you have a sample or institutional pack). This is the number of doses in the inhaler.
- Each time you open the cover, you prepare 1 dose of medicine.
- The counter counts down by 1 each time you open the cover.

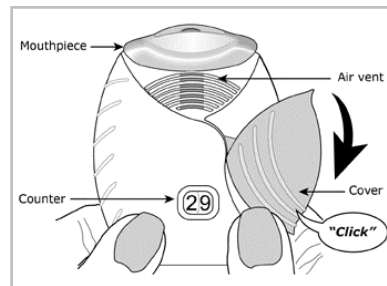


Figure D

Prepare your dose.

Wait to open the cover until you are ready to take your dose.

Step 1. Open the cover of the inhaler. See Figure D.

- Slide the cover down to expose the mouthpiece. You should hear a “click”. The counter will count down by 1 number. You do not need to shake this kind of inhaler. **Your inhaler is now ready to use.**
- If the counter does not count down as you hear the click, the inhaler will not deliver the medicine. Call your healthcare provider or pharmacist if this happens.

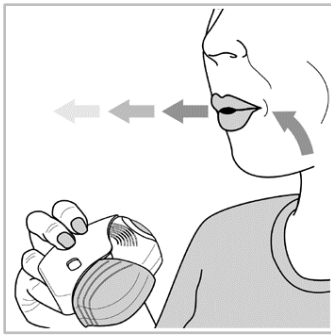


Figure E

Step 2. Breathe out.
See Figure E.

- While holding the inhaler away from your mouth, breathe out (exhale) fully. Do not breathe out into the mouthpiece.

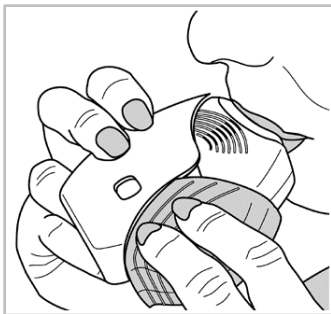


Figure F

Step 3. Inhale your medicine.
See Figure F.

- Put the mouthpiece between your lips, and close your lips firmly around it. Your lips should fit over the curved shape of the mouthpiece.
- Take 1 long, steady, deep breath in through your mouth. **Do not** breathe in through your nose.

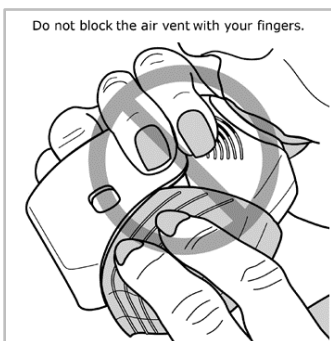


Figure G

- Do not block the air vent with your fingers. See Figure G.

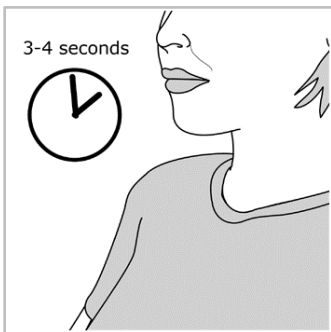


Figure H

- Remove the inhaler from your mouth and hold your breath for about 3 to 4 seconds (or as long as comfortable for you). See Figure H.

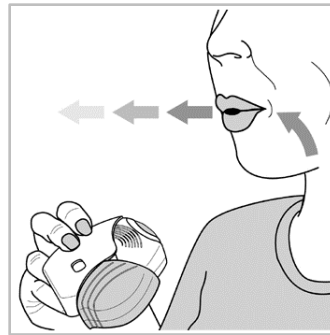


Figure I

Step 4. Breathe out slowly and gently. See Figure I.

- You may not taste or feel the medicine, even when you are using the inhaler correctly.
- **Do not** take another dose from the inhaler even if you do not feel or taste the medicine.

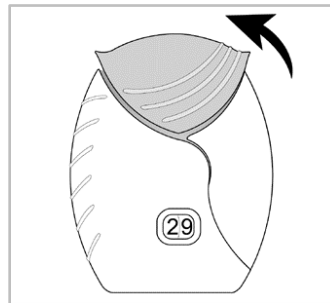


Figure J

Step 5. Close the inhaler.
See Figure J.

- You can clean the mouthpiece if needed, using a dry tissue, before you close the cover. Routine cleaning is not required.
- Slide the cover up and over the mouthpiece as far as it will go.

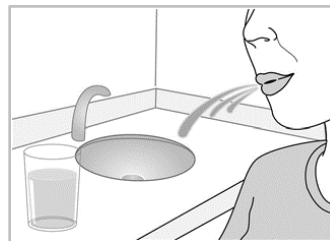


Figure K

Step 6. Rinse your mouth if your ELLIPTA inhaler contains an inhaled corticosteroid. See Figure K.

- Rinse your mouth with water after you have used the inhaler and spit the water out. **Do not** swallow the water.

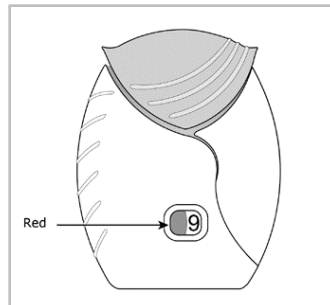


Figure L

Important Note: When should you get a refill?

- **When you have less than 10 doses remaining** in your inhaler, the left half of the counter shows red as a reminder to get a refill. See Figure L.
- After you have inhaled the last dose, the counter will show "0" and will be empty.
- Throw the empty inhaler away in your household trash out of reach of children and pets.

If you have questions about the ELLIPTA inhaler or how to use your inhaler, call GlaxoSmithKline (GSK) at 1-888-825-5249.

Trademarks are owned by or licensed to the GSK group of companies.



©2017 GSK group of companies or its licensor.
Produced in USA. 829515R0 December 2017